

# 15

\*Total number of individual student experiences during AY 2023-2024

## College of Education Academic Year 2023-24

TOTAL COE STUDENTS\*  
ABROAD/AWAY 2023-24

### COE Student Participation by Major AY 2023-24

Pre-Elementary Education	5
Elementary Education	2
Pre-Early Childhood Education	2
Pre-ECED & SPED	2
Instructional Technology	1
Early Childhood Education	1
Pre-ELED & SPED	1
Pre-Middle School Education	1

### COE Student Participation by Program AY 2023-24

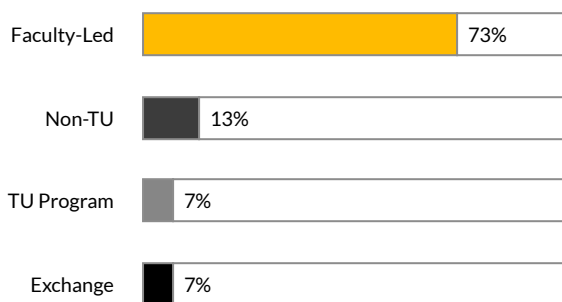
TU Environmental Studies & Conservation in Costa Rica	4
TU Education, Ethics, and Change: Ireland and the U.S.	2
TU Tigers Abroad in Cuba	2
TU Communication & Culture: Storytelling as Advocacy in Ireland	1
TU Human Resource Development in Italy	1
TU Social Permissiveness in Amsterdam: Perspectives on Race, Gender, Class, and Sexuality	1
TU in Greece	1
TU University of Leeds Exchange	1
TEAN Abroad: South Korea - Summer in Seoul	1
USAC Italy: Reggio Emilia - Education, Health, Communications, and Italian Studies	1

### COE Study Abroad/Away by Gender\* AY 2023-24



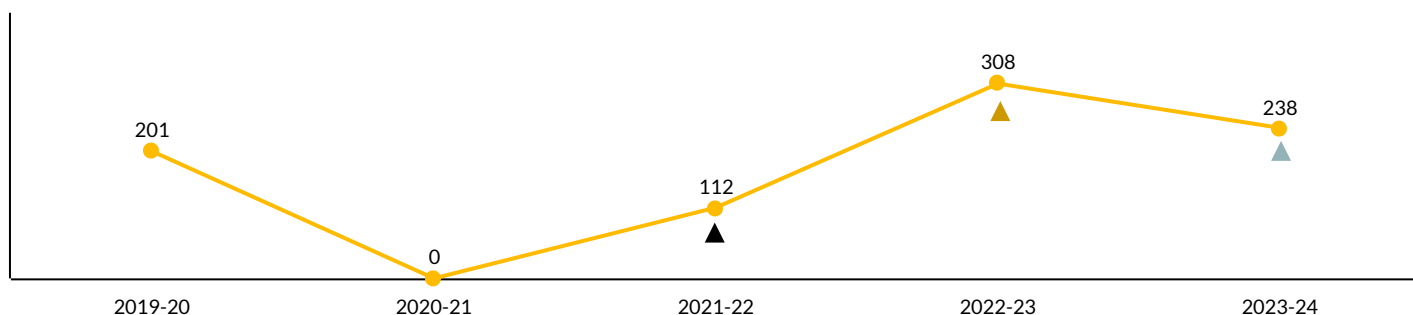
\*The Towson University Study Abroad & Away Office recognizes that gender identity is one's own sense of being male, female, neither, both or another gender. In alignment with institutional reporting, our statistics reflect the legal sex of participants collected from their PeopleSoft accounts.

### COE Study Abroad/Away by Program Type AY 2023-24



### Towson University Students Abroad/Away 2019-2024

▲ 33 of 112 were study away students  
▲ 5 of 308 were study away students  
▲ 1 of 238 was a study away student



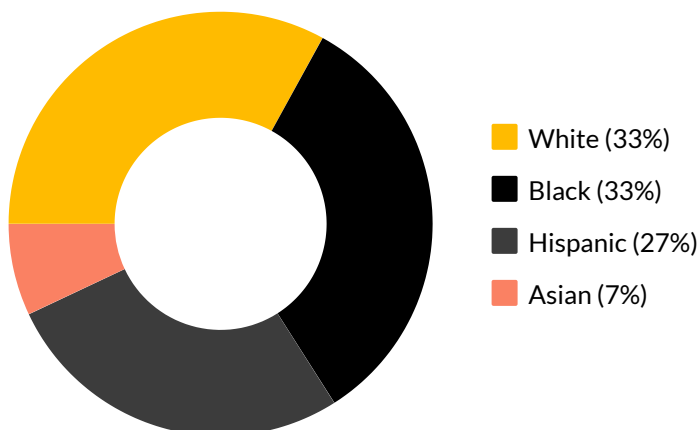
## Top Destinations for COE Students AY 2023-24

1. Costa Rica
2. Ireland
3. Cuba
4. United Kingdom
5. Greece
6. Italy
7. The Netherlands
8. South Korea




Europe	53%
Central America	27%
Caribbean	13%
Asia	7%

## COE Study Abroad/Away by Ethnicity AY 2023-24



25% of COE study abroad/away students in AY 23-24 found out about their program from their academic advisor, department, or professor. Another 25% of COE participants heard about opportunities by attending a Study Abroad/Away Fair.

## COE Study Abroad/Away by Class Standing AY 2023-24



Graduate	7%	Senior	40%
Junior	27%	Sophomore	13%
Freshman	13%		

## COE Study Abroad/Away by Term AY 2023-2024

