

College of Fine Arts and Communication Academic Year 2023-24

COFAC Student Participation by Major AY 2023-24

Mass Communication	22
Electronic Media & Film	13
Art + Design	10
Communication Studies	9
Theatre Arts	3
Art Education	1
Art History	1
Dance Education	1
Music	1
Pre-Electronic Media & Film	1

COFAC Student Participation by Minor AY 2023-24

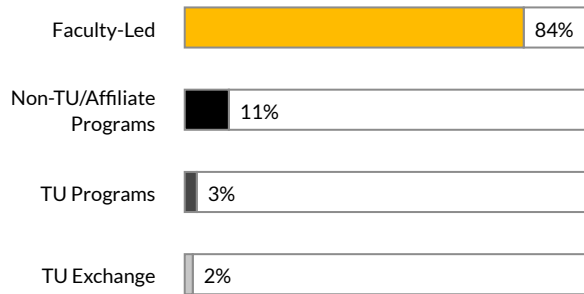
Electronic Media & Film	5
Mass Communication	3
Music Industry	2
Art History	1
Communication Studies	1
Cultural Studies	1
Theatre Arts	1

COFAC Study Abroad/Away by Gender* AY 2023-2024



*The Towson University Study Abroad & Away Office recognizes that gender identity is one's own sense of being male, female, neither, both or another gender. In alignment with institutional reporting, our statistics reflect the legal sex of participants collected from their PeopleSoft accounts.

COFAC Study Abroad/Away by Program Type AY 2023-2024



"This experience meant so much to me. I truly believe I grew as a person and as a professor during my time in London. The chance to spend a good amount of time abroad reinvigorated me the way I think sabbaticals do for tenured faculty. As far as benefits to the students, ...it expanded their ideas about what they themselves were capable of and how far the world goes beyond the Towson University campus."

~ Prof. Jenny Atwater, Department of Mass Communication
TU Corporate Communication in London, UK (Minimester 2023)

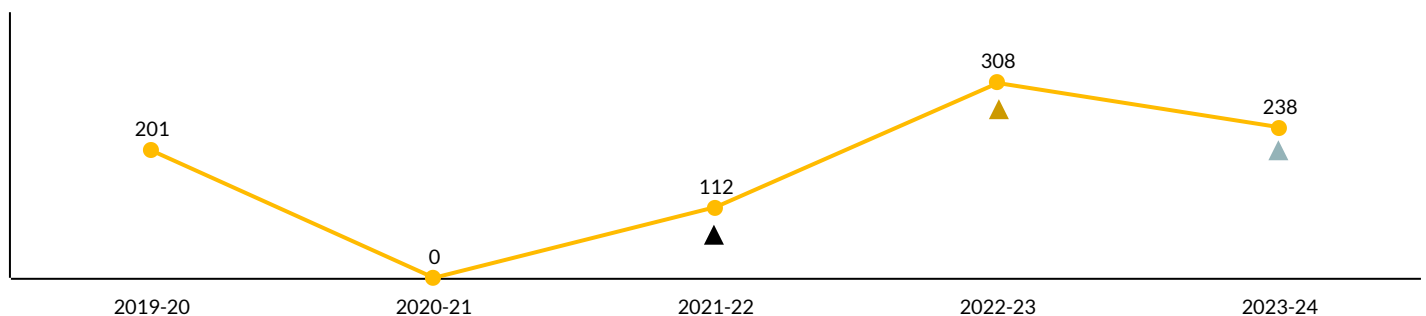
61

*Total number of individual students. One COFAC student participated in two experiences during Academic Year 2023-24.

**TOTAL COFAC STUDENTS*
ABROAD/AWAY 2023-24**

Towson University Students Abroad/Away 2019-2024

- ▲ 33 of 112 were study away students
- ▲ 5 of 308 were study away students
- ▲ 1 of 238 was a study away student



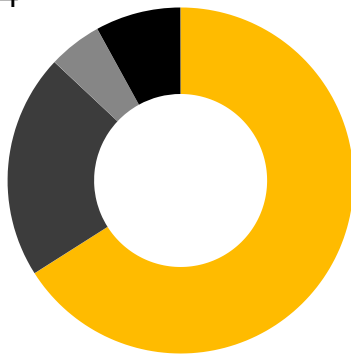
Top Destinations for COFAC Students AY 2023-24

1. United Kingdom
2. Ireland
3. Italy
4. Japan
5. The Netherlands
6. Denmark
7. Ecuador
8. South Korea
9. France
10. Spain



Europe	80%
Asia	12%
Caribbean	3%
South America	3%
Multi-country	2%


COFAC Study Abroad/Away by Ethnicity AY 2023-24



- White (66%)
- Black/African American (21%)
- Hispanic/Latino (5%)
- Multi-racial (8%)

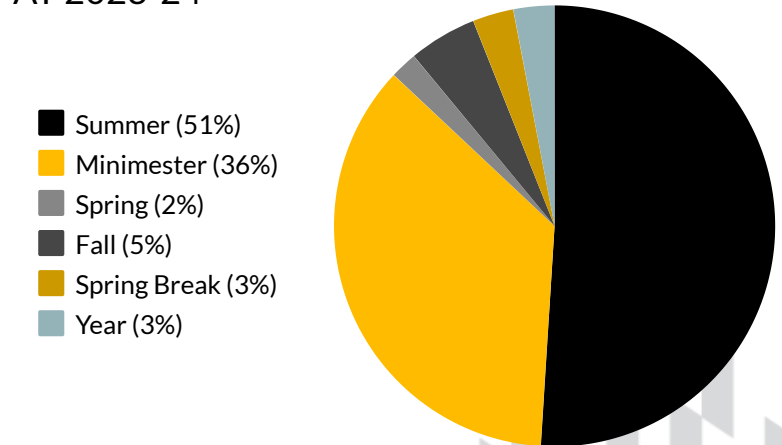
43% of COFAC study abroad/away students in AY 23-24 heard about their program from their academic advisor, department, or professor. Another 22% of COFAC participants found out about opportunities on the TU website, Horizons, or at a Study Abroad/Away Fair.

CLA Study Abroad/Away by Class Standing AY 2023-24



- Graduate (5%)
- Senior (62%)
- Junior (20%)
- Sophomore (8%)
- Freshman (5%)

COFAC Study Abroad/Away by Term AY 2023-24



- Summer (51%)
- Minimester (36%)
- Spring (2%)
- Fall (5%)
- Spring Break (3%)
- Year (3%)